

Year 11 **Revision Steps to Success**

Mocks March 2026



Year 11 Revision Steps to Success

CONTENTS

How to revise: FACE it	3
Using Flash Cards	4
Mapping / Word diagrams	5
Creating a Revision Timetable	7
Eduqas GCSE English Language	8
AQA GCSE English Literature	8
Pearson Edexcel GCSE Maths	9
AQA GCSE Combined Science	10
AQA GCSE Geography	11
Eduqas GCSE History	12
AQA GCSE French	12
AQA GCSE German	13
AQA GCSE Art	15
Eduqas GCSE Music	15
BTEC National Performing Arts	16
BTEC National Creative Media Production	16
CACHE Childcare	17
Cambridge National Health & Social Care	17
Cambridge National Sports Studies	18
VTCT Hair & Beauty	18
Eduqas Construction	19
WJEC Engineering	20
WJEC Hospitality & Catering	20

Year 11 Revision Steps to Success

How to revise: FACE it

When you are faced with a large amount of material to revise, ahead of examinations and assessments, there's a process you might find helpful: FACE it. Each letter represents some actions to take in order of difficulty. Make a start and then build up to the more challenging parts.

F - Learn your FACTS first

- To begin, learn the core factual content in a topic - terminology, definitions, equations, dates, names, places, quotations, labels, sequences, units, events, people
- This is the quizzable knowledge that you might have on flash cards or knowledge organisers
- Use a range of retrieval practice techniques like self quizzing

A - APPLY your knowledge to new problems

- With your facts secure, tackle questions where the knowledge is tested in a context.
- It's not enough to know isolated facts; that knowledge needs to be used in a range of contexts
- Often previous examination questions and textbooks will be a good source of questions of this type

C - CONNECT your knowledge with more complex questions

- Attempt questions that require you to draw on knowledge from more than one topic area or to apply knowledge to previously unseen ideas
- You might need to identify patterns and causal links that haven't been explicitly taught before
- Sometime you may need to connect detailed ideas into a wider schema of interconnected topics
- These will be the harder questions normally near the end of an exam paper

E - Practise in EXAM conditions

- Use past test questions to rehearse responding under time pressure, taking account of marks available
- Only do this once the FAC aspects are more secure in a low-stakes situation
- When you feel you know the material well then see how it goes in timed conditions

Use FACE It to support your revision planning and as a diagnostic tool:

- Have you learned your Facts?
- Have you practised Applying your knowledge in context questions?
- Have you started to Connect ideas with more synoptic questions?
- Have you tested yourself in Exam conditions?

Year 11 Revision Steps to Success

Using Flash Cards



A classic memory test method



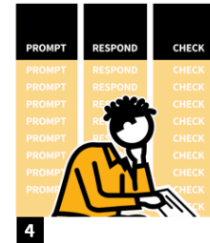
1
GATHER A SET OF FLASH CARDS & CHECK YOUR UNDERSTANDING




2
RUN THROUGH THE SET



3
EXPLORE YOUR WRONG OR INCOMPLETE RESPONSES



4
RERUN THE WRONG ANSWERS



5
SHUFFLE & RETEST AT INTERVALS

A popular tool to support revision of factual knowledge is a set of flash cards. These can be physical cards to hold in your hands or digital versions to use online. A good flash card has a prompt on one side that requires you to think of a specific answer or requires you to elaborate with multiple details or give an explanation. After generating your response, flip the card over to see the correct answer or a good response.

Gather a set of Flash Cards and check your understanding

- You might be given some pre-made flashcards or make your own. With your own, make sure prompts are appropriate for quizzing a specific topic and the answers are correct.
- Check through each cards so the prompt and response make sense. If you don't understand the answers, there is not much point trying ot memorise them.
- Use the cards to check your understanding

Run through the set

- The routine for using flashcards is:
 - PROMPT - Look only at the prompt side of the card
 - RESPOND - Produce the response required, saying it out loud or rehearsing mentally
 - CHECK - After each response, flip the card to see the correct version
- Evaluate how well you did

Explore your wrong or incomplete responses

- As you go through the cards separate them into two piles: those you got right and those you got wrong or where you missed things out
- Review the error pile. Study them again and work out where you went wrong
- If you forgot something you understand then rehearse it; make connections to other similar facts.
- If you don't understand, go back to your notes, look at examples or ask your teacher

Year 11 Revision Steps to Success

Rerun the wrong answers

- Once you have reviewed the answers run through the error pile again
- Follow the same pattern, one card at a time:
 - PROMPT RESPOND CHECK
- Again, add your correct answers to the original correct pile and make a new pile
- Repeat the process
- Keep focussed on the error pile until you can get a correct response to every card

Shuffle and retest at intervals

- Some hours or days after your previous run-through, return to the same flashcards
- Shuffle them up and go through the whole pile again.

With repetition spread out over days and weeks, you'll find that the knowledge becomes much easier to remember; your fluency with the facts will increase.

Mapping / Word diagrams



Organising Ideas visually



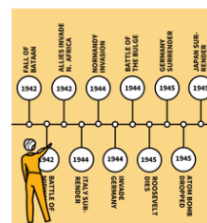
1

**ORGANISE YOUR IDEAS
DURING THE STUDY
PHASE**



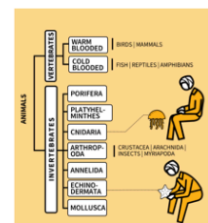
2

**CATEGORIES &
COMPARISONS IN TABLES**



3

SEQUENCES & TIMELINES



4

**HIERARCHIES &
BRANCHING TREES**



5

**RECREATE RELEVANT
DIAGRAM & CHECK FOR
ACCURACY**

We can make sense of ideas with mental models when they have a spatial element to the way we organise them. These models are often captured visually by the way we represent them on a page or screen. Word diagrams can take lots of forms - simple lists, tables hierarchies, flow charts or timelines. They can help us as we learn, helping to get ideas organised and to remember things. The more organised our ideas are, the easier it is to build on later.

Organise your ideas during the study phase

Year 11 Revision Steps to Success

- Following examples modelled by your teachers, use your notebook to record ideas using the appropriate type of word diagram
- Run through information in your notes and use Self Quizzing or Practise Explaining to check your understanding
- A neat looking table or tree diagram is no use unless you can use it to explain the ideas it represents. Check you understand why each word or concept is in the place you've put it

Categories and comparisons in tables

- A common form of word diagram is a table with two or more columns. Examples include:
 - WORDS AND THEIR DEFINITIONS e.g metals and non-metals
 - ADVANTAGES AND DISADVANTAGES e.g of an onshore wind farm
 - COMPARING TWO OR MORE FEATURES e.g features of a plant and animal cell or two characters in Macbeth

Sequences and timelines

- To show how ideas have an order in time, a flow diagram or a timeline might be useful:
 - A TIMELINE IN HISTORY - historical events in time order with dates
 - A FLOW DIAGRAM IN D&T - the order to complete tasks to be successful
 - A SEQUENCE IN GEOGRAPHY - the order of events in how rocks are eroded by water to form rivers and valleys

Hierarchies and branching trees

- These show how ideas can be broken down into more focused concepts or show relationships e.g
 - Relationships between characters in a play
 - Categories of vertebrates and invertebrates in the animal kingdom
 - Concepts in an earthquake case study, starting with a few categories (social, environmental and economic) and branching into more finer details

Recreate the relevant diagram and check for accuracy

- With information recorded and understood, use the diagrams to check how well you have learned the material. Produce them from memory.
- Compare with your notes to check for accuracy and any key omissions

Year 11 Revision Steps to Success

Creating a Revision Timetable

1. Collate all your topics and determine where you need to focus your time. Which **subjects** and **topics** do you need to target? Be specific! You cannot revise all of science in one 30-minute slot!
2. Create a table for a week with 30-minute revision slots and breaks built in.
3. Write the subjects in the table, leaving yourself time between each.
4. Type it up so you re-use it and edit it. Ensure it is easy to check and find.
5. Put it somewhere visible and tick off completed sessions = see the success! Ensure someone at home also has ownership of it. It will support motivation.

Day	8:30 – 10:00	10:00 – 11:00	11:00 – 12:00	12:00 – 1:00	1:00 – 2:35	3.00 – 4:00 (Revision / Intervention)	4:00 – 5:00	5:00 – 6:00	6:00 – 7:00	7:00 – 8:00	8:00 – 9:00	9:00 – 10:00
Monday						Maths	History	Break	Music	English	Relax	Relax
Tuesday						Science	Break	Break	Maths	Geography	Relax	Relax
Wednesday						English	Geography	English	Break	Maths	Music	Relax
Thursday						Maths	Science	Break	Business Studies	Relax	Relax	Relax
Friday						Play football	Break	English	Break	Maths	Business Studies	Relax
Saturday	Science	Maths	Geography	Science	Football	Football	Football	Football	Relax	Relax	Relax	Relax
Sunday	Geography	Football	Football	Relax	Relax	Science	maths	Break	Geography	History	Relax	relax

Year 11 Revision Steps to Success

Eduqas GCSE English Language			
Week beginning	Classwork	Core homework	Revision homework
2 February	Component 2		Work on planning a narrative centred around the theme of being caught
9 February	Article Writing	Reading Articles	Article writing Eduqas https://www.youtube.com/watch?v=MdoJVLsijR0
16 February Half term		Narrative writing - accuracy	Narrative writing - what are examiners looking for? https://www.youtube.com/watch?v=uwaTu-3aapI
23 February	Component 2	Letter writing	Speech writing Eduqas https://www.youtube.com/watch?v=Ci3BKzcdtNU
Mock Exam date: Component 1 10th March; Component 2 12th March			

AQA GCSE English Literature			
Week beginning	Classwork	Core homework	Revision homework
2 February	(English Language focus)	(English Language focus)	A Christmas Carol in 7 minutes https://www.youtube.com/results?search_query=a+christmas+carol+revision
9 February	A Christmas Carol Revision	Themes in A Christmas Carol	https://www.youtube.com/watch?v=frXDAnv31nQ

Year 11 Revision Steps to Success

16 February Half term		Macbeth - themes	Macbeth in 7 minutes https://www.youtube.com/watch?v=4GSCWDa1qcE&t=75s
23 February	Lady Macbeth analysis	Lady Macbeth extract analysis	Macbeth context https://www.youtube.com/watch?v=-S6sQtmbYhY
Mock Exam date: 3rd March			

Pearson Edexcel GCSE Maths			
Week beginning	Classwork	Core homework	Revision homework
2 February	Mock exam prep Non calculator	SPARX maths	<ul style="list-style-type: none"> • MathsBot.com • Hannah Kettle Maths • Maths Genie • MathsWatch
9 February	Mock exam prep Calculator	SPARX maths	<ul style="list-style-type: none"> • MathsBot.com • Hannah Kettle Maths • Maths Genie • MathsWatch
16 February Half term		SPARX maths	<ul style="list-style-type: none"> • MathsBot.com • Hannah Kettle Maths • Maths Genie • MathsWatch
23 February	Taught intervention	SPARX maths	<ul style="list-style-type: none"> • MathsBot.com • Hannah Kettle Maths • Maths Genie

Year 11 Revision Steps to Success

			<ul style="list-style-type: none"> MathsWatch
Mock Exams: Paper 1 2nd March; Paper 2 5th March; Paper 3 9th March			

AQA GCSE Combined Science			
<p>These topics will not have been covered in lesson so require revision:</p> <p>Biology: Variation and evolution; the development of understanding of genetics and evolution; classification of living organisms</p> <p>Chemistry: Using the Earth's resources and obtaining potable water; Life cycle assessment and recycling</p> <p>Physics: Properties of electromagnetic waves; RP- Infrared</p>			
Week beginning	Classwork	Core homework	Revision homework
2 February	Hormonal coordination in humans	SPARX Science	How to revise for science Ecology Revision Chemical Analysis Revision Organic Chemistry Revision Forces Revision Ecology RP
9 February	Hormonal coordination in humans Waves in air, fluids and solids	SPARX Science	Reproduction and DNA Revision Inheritance Revision Chemistry of the Atmosphere Revision Motion Revision Working Scientifically Revision RP Force and Acceleration
16 February Half term			Homeostasis and Response Revision Rate of Reaction Revision Magnetism and Electromagnetism Revision rates of reaction RP
23 February	Waves in air, fluids and solids Electromagnetic	SPARX Science	Evolution Revision Variation Revision Classification Revision

Year 11 Revision Steps to Success

	waves		Using Resources Revision Waves Revision Physics RP- Infrared Waves RP
Mock Exams: Biology 4th March; Chemistry 6th March; Physics 11th March			

AQA GCSE Geography			
Week beginning	Classwork	Core homework	Revision homework
2 February	Unit 2: Section B: UK's changing economy	Unit 1: Tropical Rainforests summary revision organiser	Unit 3: Physical enquiry - To what extent do groynes influence beach characteristics?
9 February	Unit 2: Section B: UK's regional differences	Unit 1: Hot desert environments summary revision organiser	Unit 3: Human enquiry - To what extent does Scarborough town centre need regenerating?
16 February Half term		Half term revision - Unit 2: Section A: Urban Challenges	Unit 2: Section A: Urban Challenges - Mumbai and London
23 February	Unit 2: Section C: UK food security	Unit 1: Hot desert environments summary revision organiser	Unit 2: Section B: The Changing Economic World
Mock Exam: 2nd March			

Eduqas GCSE History			
Week beginning	Classwork	Core homework	Revision homework

Year 11 Revision Steps to Success

2 February	Elizabeths Religious settlement	Answer Question 1 and 2 in the revision booklet	Create flashcards or a poster on Elizabeth's coronation and her government
9 February	Catholic threat	Answer Question 3 in the revision booklet	Create flashcards or a poster on Elizabeth's parliament
16 February Half term		Answer Question 4 in the revision booklet	Create flashcards or a poster on the Lifestyles of rich and poor
23 February	Northern rebellions	Answer Question 5 in the revision booklet	Create flashcards or a poster on the religious settlement and the Catholic threat
Mock Exam: 4th March			

AQA GCSE French			
Week beginning	Classwork	Core homework	Revision homework
2 February	Revision - all themes speaking focus.	Workbook pages 34-35. Video: Describing future plans in French Questions: 1) What are people's plans for the summer holidays in this video? 2) What do they want to study in the future? 3) List one job mentioned in this video. Link: https://www.bbc.co.uk/bitesize/topics/z4b9nk7/watch/zv64tcw	Revision of speaking questions.
9 February	Speaking mock	Workbook pages 36-37.	20 flashcards on

Year 11 Revision Steps to Success

	exams this week.	Complete the mini Quiz and listening about celebrations: https://www.bbc.co.uk/bitesize/topics/znn6q2p/articles/zt24239#ztf9xg8	Theme 1.
16 February Half term		Workbook pages 62-63. Video: Describing environmental issues and possible solutions in French Questions: 1) What are people encouraged to do in Sceaux, to protect the environment? 2) How does Detchen's area help recycling the waste? 3) What are the 'jardins partagés'? Why are they created? Link: https://www.bbc.co.uk/bitesize/topics/zw9j3qt/watch/zhjvqyc	20 flashcards on Theme 2.
23 February	Revision - all themes listening, reading and writing.	Workbook pages 70-71. Mini quiz and listening on health. https://www.bbc.co.uk/bitesize/topics/zv87rmn/articles/zyts9ty#z7f4h4j	20 flashcards on Theme 3.
Mock Exam: Speaking TBC; Writing 6th March			

Year 11 Revision Steps to Success

AQA GCSE German			
Week beginning	Classwork	Core homework	Revision homework
2 February	Revision - all themes speaking focus	<p>Workbook pages 16-17. Listening on health. https://www.youtube.com/watch?v=505AzsYTrHc</p> <p><u>Extract 1</u></p> <ol style="list-style-type: none"> 1. What does Maria do every day? 2. What does Maria's dad say she should do? 3. What two things did she do for her health last week? <p><u>Extract 2</u></p> <p>True or false.</p> <ol style="list-style-type: none"> 1. Jonas isn't bothered about his health. 2. Jonas agrees that he should sleep more. 3. When he went for a walk with his friends, he didn't have a good time. 4. He will do more sport in the future. <p><u>Extract 3</u></p> <ol style="list-style-type: none"> 1. Laura thinks that mental health is more / as / less important than physical health. 2. After yoga and meditation last weekend she felt relaxed / energised / happy. 3. Her brother asked her why exercise is so difficult / boring / important. 4. Laura used to eat lots of chocolate / sweets / crisps. 	Revision of speaking questions.
9 February	Speaking mock exams this week.	<p>Workbook pages 40-41. Listening on freetime and answer the questions. https://www.bbc.co.uk/bitesize/guides/ws8qty/revision/12</p>	20 flashcards on Theme 1.



Year 11 Revision Steps to Success

16 February Half term		Workbook pages 80-81. Listening on issues where I live and answer the questions. https://www.bbc.co.uk/bitesize/guides/ztrmhv4/revision/10	20 flashcards on Theme 2.
23 February	Revision - all themes listening, reading and writing.	Workbook pages 84-87.	20 flashcards on Theme 3.
Mock Exam: Speaking TBC; Writing 6th March			

AQA GCSE Art			
Week beginning	Classwork	Core homework	Revision homework
2 February	Recording from Observation (AO3)	Recording from Observation (AO3)	Tick off the checklist tasks as you work through them and ensure you are on track week by week 2026 Exam checklist gene...
9 February	Experimentation & Development (AO2)	Experimentation & Development (AO2)	Tick off the checklist tasks as you work through them and ensure you are on track week by week
16 February Half term	Experimentation & Development (AO2)	Experimentation & Development (AO2)	Tick off the checklist tasks as you work through them and ensure you are on track week by week

Year 11 Revision Steps to Success

23 February	Experimentation & Development (AO2)	Experimentation & Development (AO2)	Tick off the checklist tasks as you work through them and ensure you are on track week by week
-------------	-------------------------------------	-------------------------------------	--

Eduqas GCSE Music			
Week beginning	Classwork	Core homework	Revision homework
2 February	MADTSHIRT - 10 mark question	Revision	Using bitesize to go over MADTSHIRT key terms GCSE Music - Eduqas - BBC Bitesize
9 February	Set works and Dictation	Revision	Setworks Badinerie Analysis - Motif section A  EDUQAS GCSE Music T...
16 February Half term		Revision	GCSE Music - Eduqas - BBC Bitesize
23 February	Exam technique and practice questions	Revision	 Eduqas GCSE Music Exa...

Year 11 Revision Steps to Success

BTEC National Performing Arts			
Week beginning	Classwork	Core homework	Revision homework
2 February	Component 3 Creation of script and performance idea inline with exam requirements	Rehearsal	Rehearsal
9 February	Component 3 Creation of script and performance idea inline with exam requirements	Rehearsal	Rehearsal
16 February Half term			
23 February	Rehearsal of scripted idea	Rehearsal	Rehearsal

BTEC National Creative Media Production			
Week beginning	Classwork	Core homework	Revision homework
2 February	Component 3	Component 1	Component 1
9 February	Component 3	Component 1	Component 1
16 February Half term		Component 1	Component 1
23 February	Component 3	Component 1	Component 1
Component deadline: Component 1 - 10th April			

Year 11 Revision Steps to Success

CACHE Childcare			
Week beginning	Classwork	Core homework	Revision homework
2 February	Coursework	Revision	No mock exam
9 February	Coursework	Revision	No mock exam
16 February Half term		Revision	No mock exam
23 February	Coursework	Revision	No mock exam

Cambridge National Health & Social Care			
Week beginning	Classwork	Core homework	Revision homework
2 February	Coursework	Revision	No mock exam
9 February	Coursework	Revision	No mock exam
16 February Half term		Revision	No mock exam
23 February	Coursework	Revision	No mock exam




Cambridge National Sports Studies			
Week beginning	Classwork	Core homework	Revision homework
2 February	2.2 The Olympic and Paralympic movement	Past paper questions	Chapter 1a User groups and barriers to participation – Revision activities

Year 11 Revision Steps to Success

9 February	2.2 The Olympic and Paralympic movement	Past paper questions	Chapter 1b: Solutions to barriers which affect participation in sport - Revision activities
16 February Half term		Past paper questions	Chapter 1c: Factors impacting on the popularity of sport in the UK – Revision activities
23 February	2.4 sporting values and initiatives and campaigns 4.1 NGBs	Past paper questions	Chapter 2a: Values promoted through sport and the importance of etiquette and sporting behaviour - Revision activities

VTCT Hair & Beauty			
Week beginning	Classwork	Core homework	Revision homework
2 February	UCO90 - Business and entrepreneurship in the hair and beauty sector Code of practice	Past paper questions	RAG rate content in specification then start revision on all red content first Revise gaps in K & U
9 February	Environmental influences	Past paper questions	Make flash cards of all laws and regulations from specification
16 February Half term		Past paper questions	BBC bitesize <u>Ethical & environmental issues</u>
23 February	Sustainability within H & B industry Entrepreneurship	Past paper questions	Complete past exam paper and use mark scheme to develop answers

Year 11 Revision Steps to Success

Eduqas Construction			
Week beginning	Classwork	Core homework	Revision homework
2 February	Controlled assessment	 Homework 2nd Oc...	Produce flash cards that demonstrate the role of the following professionals: Architect, Quantity Surveyor, Site Manager, Civil Engineer
9 February	Controlled assessment	 Homework 9th Feb...	Produce a mindmap for the different services that are found in a building giving 2 examples of each type
16 February Half term		 Homework 16th Fe...	Make revision cards showing the 6 stages of a building's life cycle, include an example of what happens at each stage
23 February	Revision	Revise from the revision sheet produced in class	Revision sheet from lesson time - review and make flashcards for the topics covered

WJEC Engineering			
Week beginning	Classwork	Core homework	Revision homework
2 February	Unit 2 - coursework	Mathematics in engineering	Practice Exam questions based on core homework
9 February	Unit 2 - coursework	Drawing techniques - orthographic	Practice Exam questions based on core homework
16 February		Drawing techniques -	Practice Exam questions based

Year 11 Revision Steps to Success

Half term		isometric	on core homework
23 February	Unit 2 - coursework	Drawing conventions	Practice Exam questions based materials

WJEC Hospitality & Catering			
Week beginning	Classwork	Core homework	Revision homework
2 February	Coursework	Practise dishes and study recipes Revise for elements of coursework	No Mock exam
9 February	Coursework	Practise dishes and study recipes Revise for elements of coursework	No Mock exam
16 February Half term		Revise for elements of coursework	No Mock exam
23 February	Coursework	Revise for elements of coursework	No Mock exam
Practical Exam: 10th or 12th February			